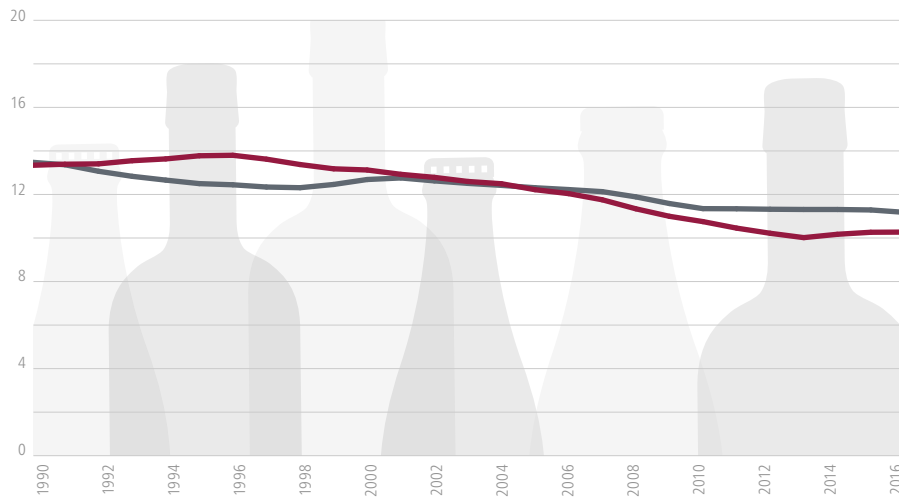


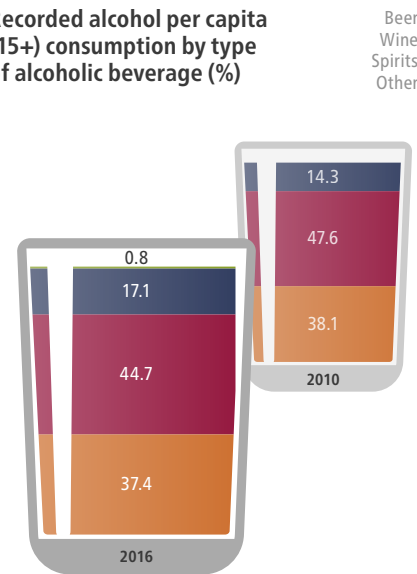


Total^a alcohol per capita (15+) consumption in litres of pure alcohol

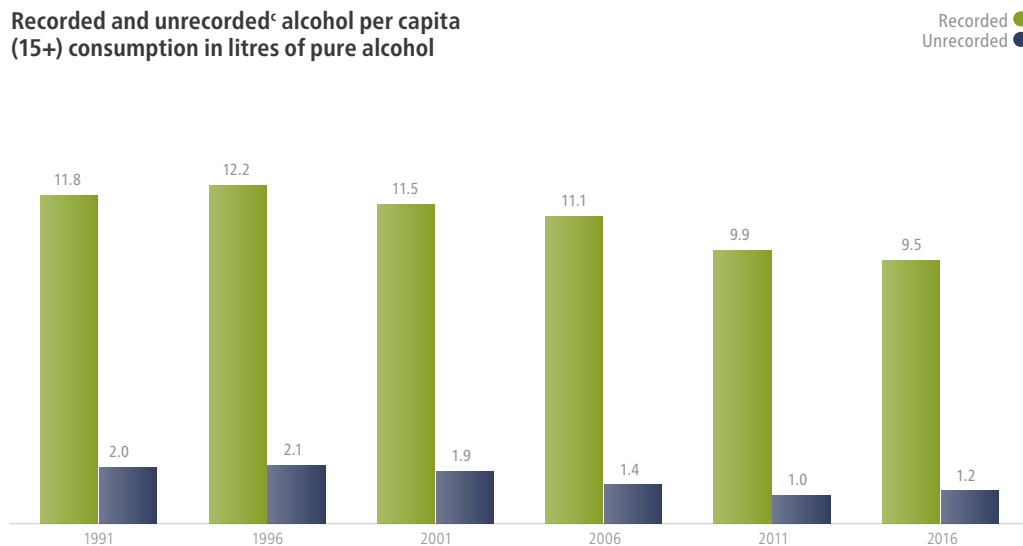


^a Total is the sum of the recorded and unrecorded consumption. ^b European Union (EU) Member States, Norway and Switzerland.

Recorded alcohol per capita (15+) consumption by type of alcoholic beverage (%)



Recorded and unrecorded^c alcohol per capita (15+) consumption in litres of pure alcohol

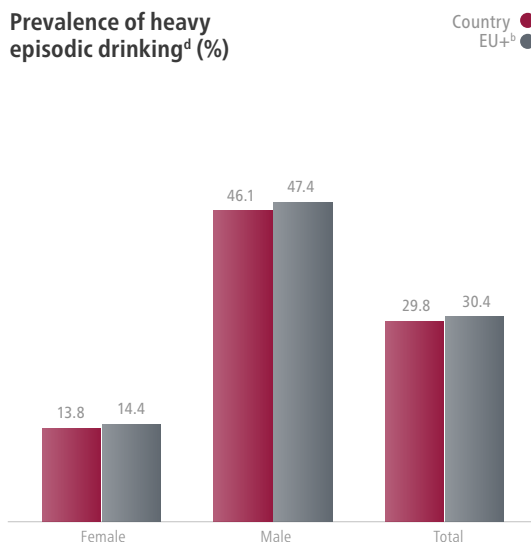


^c Unrecorded alcohol is alcohol that is not accounted for in official statistics on alcohol taxation or sales in the country where it is consumed because it is usually produced, distributed and sold outside the formal channels under government control.



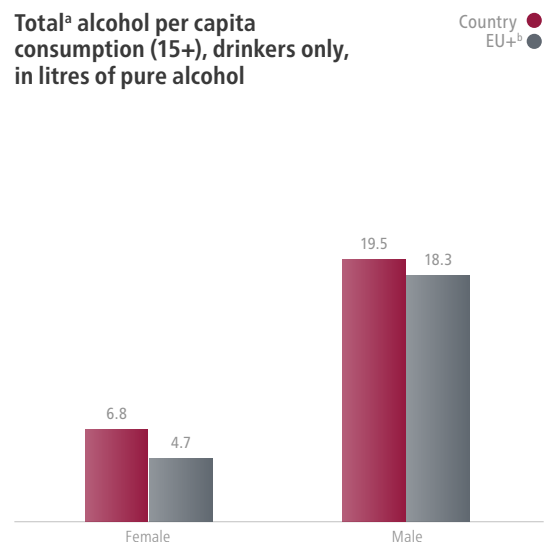
ALCOHOL CONSUMPTION 2016

Prevalence of heavy episodic drinking^d (%)



^d Consumed at least 60 grams or more of pure alcohol on at least one occasion in the past 30 days.

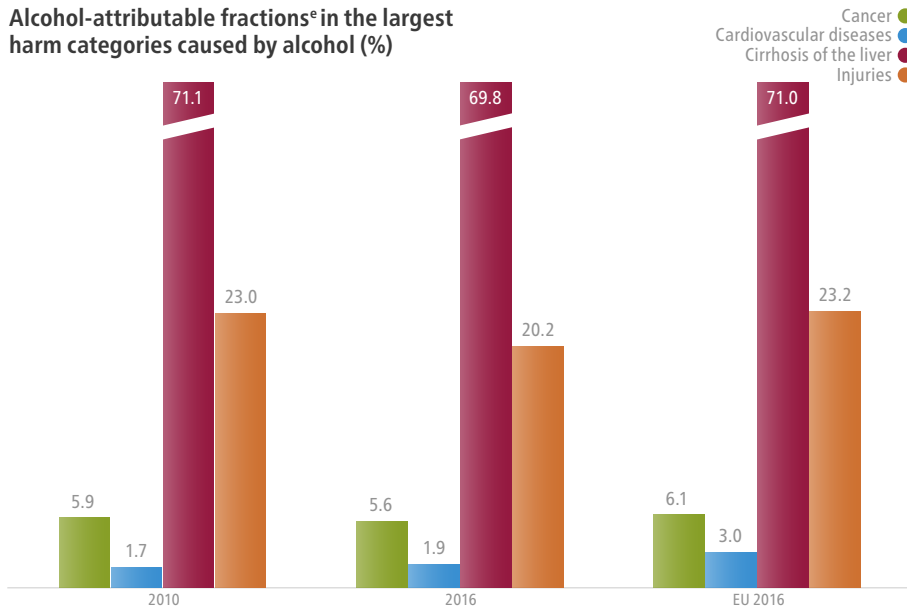
Total^a alcohol per capita consumption (15+), drinkers only, in litres of pure alcohol





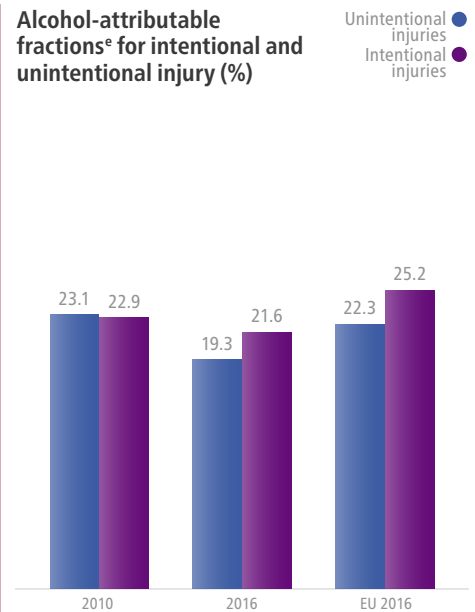
ALCOHOL-ATTRIBUTABLE BURDEN 2016

Alcohol-attributable fractions^e in the largest harm categories caused by alcohol (%)



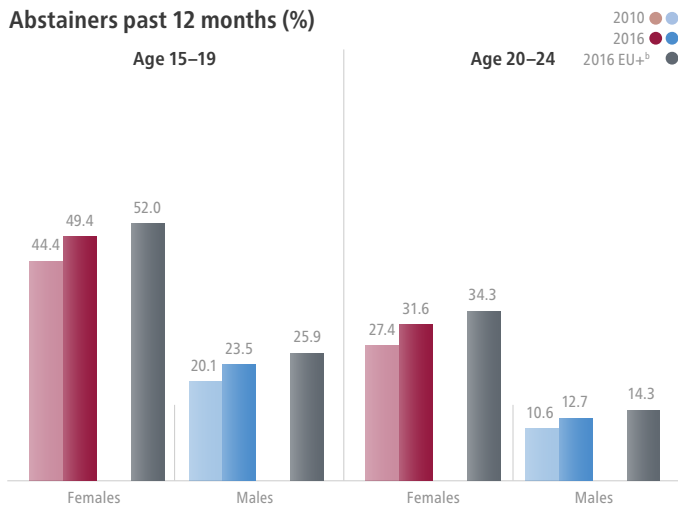
^eThe alcohol-attributable fraction denotes the proportion of a health outcome caused by alcohol (that is, the proportion that would disappear if alcohol consumption was removed).

Alcohol-attributable fractions^e for intentional and unintentional injury (%)

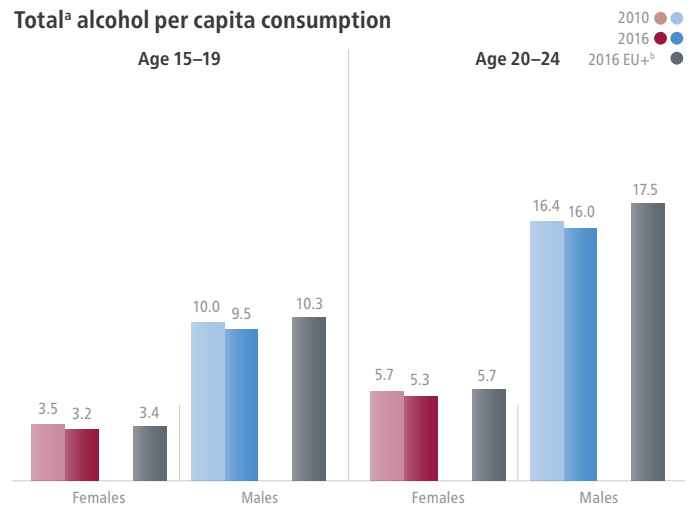


ALCOHOL AND YOUNG PEOPLE 2016

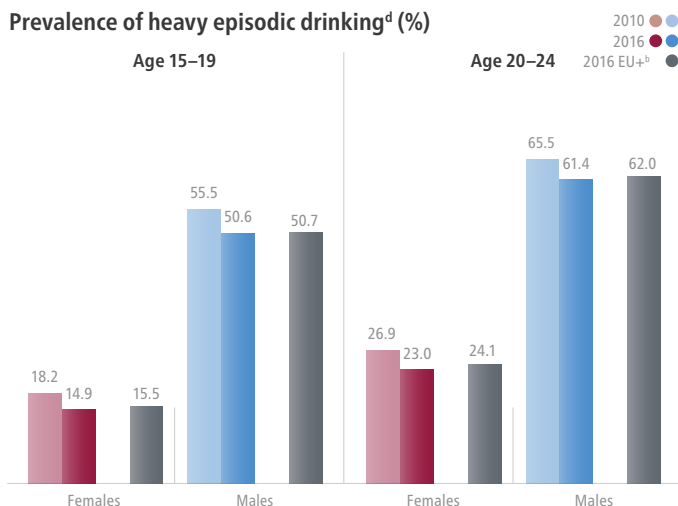
Abstainers past 12 months (%)



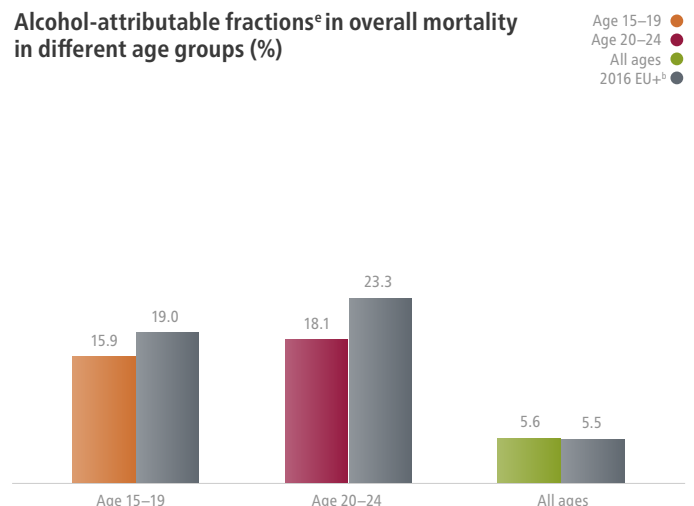
Total^a alcohol per capita consumption



Prevalence of heavy episodic drinking^d (%)



Alcohol-attributable fractions^e in overall mortality in different age groups (%)

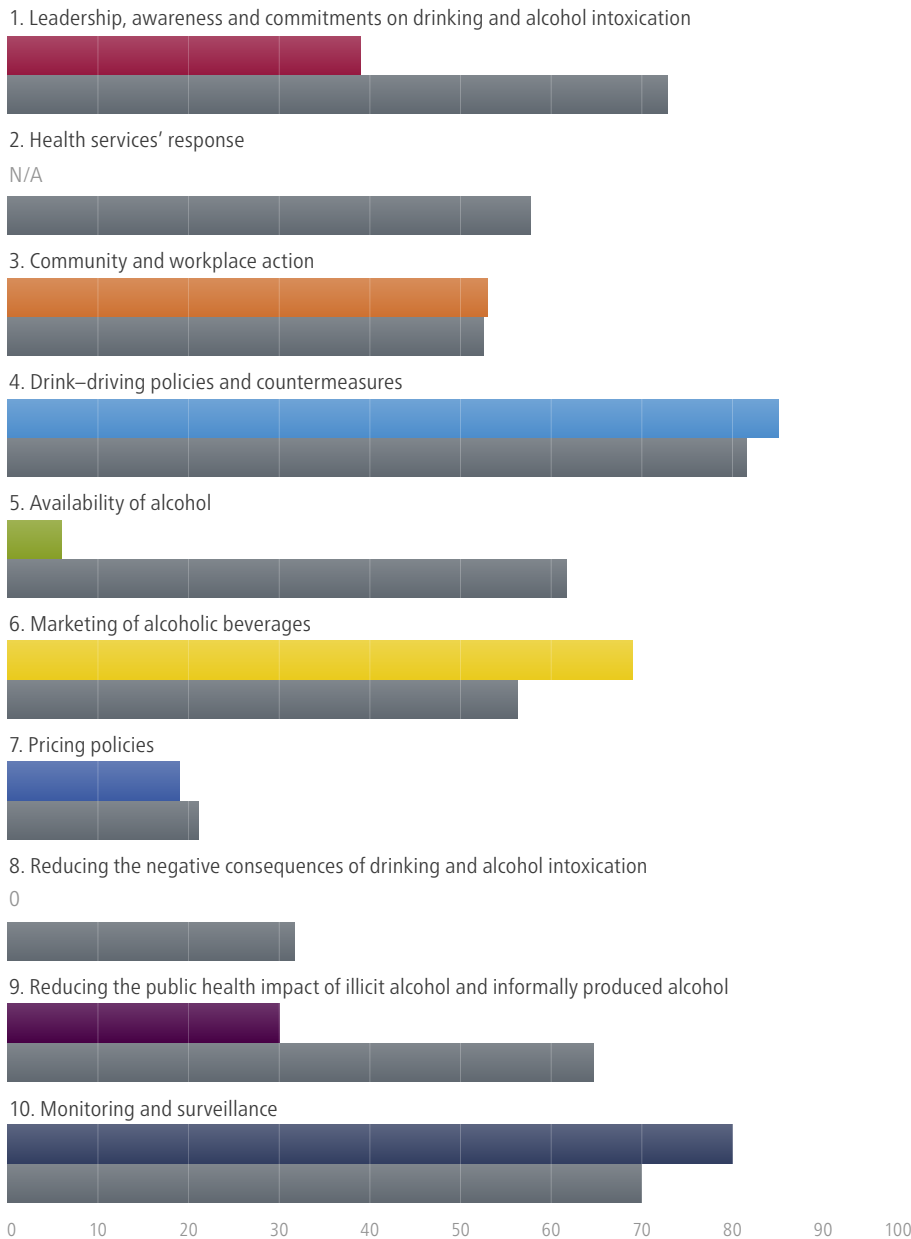




ALCOHOL POLICIES 2016

Country score in the 10 action areas of the *European action plan to reduce the harmful use of alcohol 2012–2020* (maximum of 100 points)

EU+^b



Note: N/A indicates scores could not be calculated due to missing data.

WHO "Best Buys"



● Yes
● No
■ At the subnational level

AVAILABILITY

	Beer	Wine	Spirits
Minimum selling age	16	16	18
Retail monopoly	No	No	No
Licensing for retail sales	No	No	No
Restrictions OFF premise hours	No	No	No
Restrictions OFF premise density	No	No	No
Restrictions ON premise hours	No	No	No
Restrictions ON premise density	No	No	No

MARKETING

Ban on Internet/social media	No	No	No
Ban on below-cost promotion	No	No	No
Ban on sponsorship of sports events	No	No	No
Ban on sponsorship of youth events	Yes	Yes	No

PRICING

Excise tax adjusted for inflation	No	No	No
Minimum unit pricing	No	No	No
Volume discount ban (applies to all beverages)	No	No	No

Labelling of alcoholic beverages on container

● Yes
● No



Health warnings



Consumer information about calories and additives



Number of standard drinks displayed



Road-safety policies

● Yes
● No



Random breath testing



Sobriety checkpoints



Legal blood alcohol concentration limit



Sales ban at petrol stations



The WHO "Best Buys" to reduce the harmful use of alcohol

- 1 Increase excise taxes on alcoholic beverages
- 2 Enact and enforce bans or comprehensive restrictions on exposure to alcohol advertising (across multiple types of media)
- 3 Enact and enforce restrictions on the physical availability of retailed alcohol (via reduced hours of sale)